



**BY PROFESSIONALS  
TO PROFESSIONALS**



- **Milling Cutters**
- **U-Drills**
- **Turning Tool Holders**
- **Boring Tool Holders**
- **Combination Tool Holders**

**Authorised Distributor**





## Comprehensive Range of Indexable Tool Holders


- Milling
- Turning
- Threading
- Drilling
- Boring
- Grooving

To ensure the Highest Quality Level Tru-Tec has its own In-House Design and Development Facility Utilizing Leading (Solid Work) Software. This Provides Clear Vision of the Finished Products.

Tru-Tec Manufacturing Includes a Range of 5 Axis / 4 Axis CNC Mills, CNC Lathe Full Range Manual Machine Shop with Zoller-Tool Inspection for Final Quality Check Alongside the Expert Engineering Term.

All Tool Holder are Made From Special Steel Body Machined in Hardened Condition for High Concentricity, Accurate Pocket and Thread which increases Durability with Longer Tool Holder Life.

CAM DESIGNED



CNC TURNING & RELIEVING



CNC 5 AXIS POCKET MACHINING

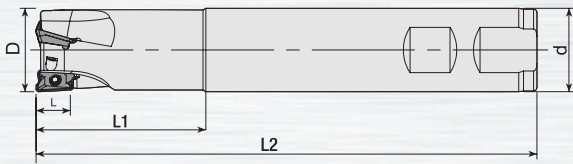





INSPECTED ON ZOLLER MACHINE

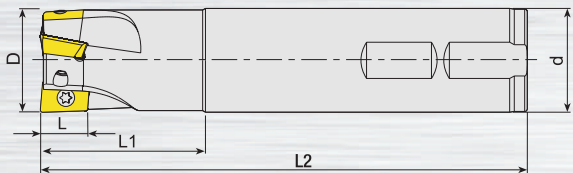





**BY PROFESSIONALS  
TO PROFESSIONALS**

# Indexable Milling Cutter Shank Type



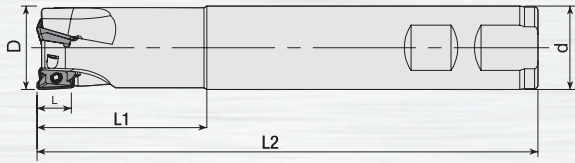
ITEM CODE	Dimension (mm)						Spare Parts		
	D	L	L1	L2	d	Z	INSERT	SCREW	KEY
TEM-D10-W16-L110-Z01-AP1135	10	9.5	30	110	16	1	 APMT1135	 M2.5X6	 T8
TEM-D12-W16-L110-Z01-AP1135	12	9.5	30	110	16	1			
TEM-D16-W16-L110-Z02-AP1135	16	9.5	30	110	16	2			
TEM-D16-W16-L160-Z02-AP1135	16	9.5	40	160	16	2			
TEM-D16-W16-L200-Z02-AP1135	16	9.5	40	200	16	2			
TEM-D18-W16-L110-Z02-AP1135	18	9.5	30	110	16	2			
TEM-D18-W16-L160-Z02-AP1135	18	9.5	40	160	16	2			
TEM-D18-W16-L200-Z02-AP1135	18	9.5	40	200	16	2			
TEM-D20-W20-L110-Z02-AP1135	20	9.5	30	110	20	2			
TEM-D20-W20-L160-Z02-AP1135	20	9.5	40	160	20	2			
TEM-D20-W20-L200-Z02-AP1135	20	9.5	40	200	20	2			
TEM-D25-W25-L110-Z03-AP1135	25	9.5	30	110	25	3			
TEM-D25-W25-L160-Z03-AP1135	25	9.5	40	160	25	3			
TEM-D25-W25-L200-Z03-AP1135	25	9.5	40	200	25	3			
TEM-D32-W32-L110-Z04-AP1135	32	9.5	30	110	32	4			
TEM-D32-W32-L160-Z04-AP1135	32	9.5	40	160	32	4			
TEM-D32-W32-L200-Z04-AP1135	32	9.5	40	200	32	4			



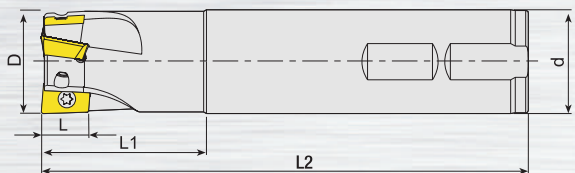
ITEM CODE	Dimension (mm)						Spare Parts		
	D	L	L1	L2	d	Z	INSERT	SCREW	KEY
TEM-D25-W25-L110-Z02-AP1604	25	16	30	110	25	2	 APMT1604	 M4x10	 T15
TEM-D25-W25-L160-Z02-AP1604	25	16	40	160	25	2			
TEM-D25-W25-L200-Z02-AP1604	25	16	40	200	25	2			
TEM-D32-W32-L110-Z03-AP1604	32	16	30	110	32	3			
TEM-D32-W32-L160-Z02-AP1604	32	16	40	160	32	3			
TEM-D32-W32-L200-Z03-AP1604	32	16	40	200	32	3			



# Indexable Milling Cutter **Shank Type**






ITEM CODE	Dimension (mm)						Spare Parts		
	D	L	L1	L2	d	Z	INSERT	SCREW	KEY
TEM-D10-W16-L110-Z01-XEMT-11T308	10	9.5	30	110	16	1	 XEMT-11T308	 M2.5X6	 T8
TEM-D12-W16-L110-Z01-XEMT-11T308	12	9.5	30	110	16	1			
TEM-D16-W16-L110-Z02-XEMT-11T308	16	9.5	30	110	16	2			
TEM-D16-W16-L160-Z02-XEMT-11T308	16	9.5	40	160	16	2			
TEM-D16-W16-L200-Z02-XEMT-11T308	16	9.5	40	200	16	2			
TEM-D18-W16-L110-Z02-XEMT-11T308	18	9.5	30	110	16	2			
TEM-D18-W16-L160-Z02-XEMT-11T308	18	9.5	40	160	16	2			
TEM-D18-W16-L200-Z02-XEMT-11T308	18	9.5	40	200	16	2			
TEM-D20-W20-L110-Z02-XEMT-11T308	20	9.5	30	110	20	2			
TEM-D20-W20-L160-Z02-XEMT-11T308	20	9.5	40	160	20	2			
TEM-D20-W20-L200-Z02-XEMT-11T308	20	9.5	40	200	20	2			
TEM-D25-W25-L110-Z03-XEMT-11T308	25	9.5	30	110	25	3			
TEM-D25-W25-L160-Z03-XEMT-11T308	25	9.5	40	160	25	3			
TEM-D25-W25-L200-Z03-XEMT-11T308	25	9.5	40	200	25	3			
TEM-D32-W32-L110-Z04-XEMT-11T308	32	9.5	30	110	32	4			
TEM-D32-W32-L160-Z04-XEMT-11T308	32	9.5	40	160	32	4			
TEM-D32-W32-L200-Z04-XEMT-11T308	32	9.5	40	200	32	4			

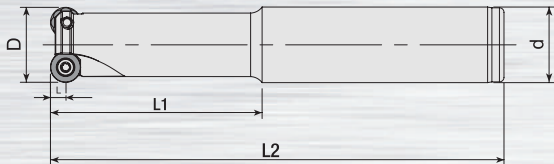








ITEM CODE	Dimension (mm)						Spare Parts		
	D	L	L1	L2	d	Z	INSERT	SCREW	KEY
TEM-D20-W20-L110-Z02-XEMT-170408	20	16	30	110	20	2	 XEMT-170408	 M4x10	 T15
TEM-D20-W20-L160-Z02-XEMT-170408	20	16	40	160	20	2			
TEM-D20-W20-L200-Z02-XEMT-170408	20	16	40	200	20	2			
TEM-D25-W25-L110-Z02-XEMT-170408	25	16	30	110	25	2			
TEM-D25-W25-L160-Z02-XEMT-170408	20	16	40	160	20	2			
TEM-D25-W25-L200-Z02-XEMT-170408	25	16	40	200	25	2			
TEM-D32-W32-L110-Z03-XEMT-170408	32	16	30	110	32	3			
TEM-D32-W32-L160-Z03-XEMT-170408	20	16	40	160	20	3			
TEM-D32-W32-L200-Z03-XEMT-170408	32	16	40	200	32	3			

# Indexable Milling Cutter Bore Type

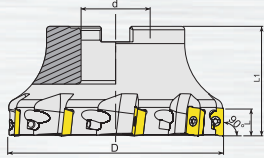


ITEM CODE	Dimension (mm)						Spare Parts		
	D	L	L1	L2	d	Z	INSERT	SCREW	WRENCH
TEM-D16-W16-L110-Z02-ALMP-0603	16	9	30	110	16	2	 ALMP-0603	 M4x10	 T15
TEM-D16-W16-L160-Z02-ALMP-0603	16	9	40	160	16	2			
TEM-D16-W16-L200-Z02-ALMP-0603	16	9	40	200	16	2			
TEM-D18-W16-L110-Z02-ALMP-0603	18	9	30	110	18	2			
TEM-D18-W16-L160-Z02-ALMP-0603	18	9	40	160	18	2			
TEM-D18-W16-L200-Z02-ALMP-0603	18	9	40	160	18	2			
TEM-D20-W20-L110-Z03-ALMP-0603	20	9	30	110	20	3			
TEM-D20-W20-L160-Z03-ALMP-0603	20	9	40	160	20	3			
TEM-D20-W20-L200-Z03-ALMP-0603	20	9	40	200	20	3			
TEM-D25-W25-L110-Z04-ALMP-0603	25	9	30	110	25	4			
TEM-D25-W25-L160-Z04-ALMP-0603	25	9	40	160	25	4			
TEM-D25-W25-L200-Z04-ALMP-0603	25	9	40	200	25	4			
TEM-D32-W32-L110-Z05-ALMP-0603	32	9	30	110	20	5			
TEM-D32-W32-L160-Z05-ALMP-0603	32	9	40	160	20	5			
TEM-D32-W32-L200-Z05-ALMP-0603	32	9	40	200	20	5			






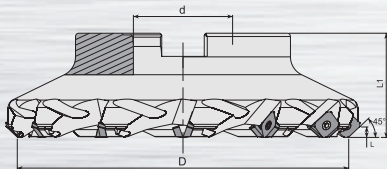
ITEM CODE	Dimension (mm)						Spare Parts		
	D	L	L1	L2	d	Z	INSERT	SCREW	KEY
TEM-D25-W25-L200-Z02-RP10T3	25	5	40	200	25	2	 RPMT10T3	 M3.5x8	 T15
TEM-D25-W25-L200-Z03-RP10T3	25	5	40	200	25	3			
TEM-D32-W32-L200-Z03-RP10T3	32	5	40	200	32	3			
TEM-D25-W25-L200-Z02-RP1204	25	6	40	200	25	2	 RPMT1204	 M4x10	 T15
TEM-D32-W32-L200-Z03-RP1204	32	6	40	200	32	3			




# Indexable Milling Cutter **Bore Type**

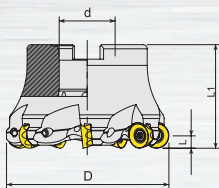








ITEM CODE	Dimension (mm)					Spare Parts		
	D	L	L1	d	Z	INSERT	SCREW	KEY
TFM-D040-B16-Z04-AP1135	40	9.5	40	16	4			
TFM-D050-B22-Z05-AP1135	50	9.5	50	22	5			
TFM-D063-B22-Z06-AP1135	63	9.5	50	22	6			
TFM-D080-B27-Z07-AP1135	80	9.5	50	27	7			

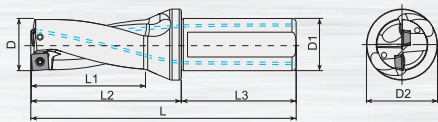
ITEM CODE	Dimension (mm)					Spare Parts		
	D	L	L1	d	Z	INSERT	SCREW	KEY
TFM-D050-B22-Z04-AP1604	50	16	50	22	4			
TFM-D063-B22-Z05-AP1604	63	16	50	22	5			
TFM-D080-B27-Z06-AP1604	80	16	50	27	6			



ITEM CODE	Dimension (mm)					Spare Parts		
	D	L	L1	d	Z	INSERT	SCREW	KEY
TFM-D050-B22-Z04-SE12T3	50	6	50	22	4			
TFM-D063-B22-Z05-SE12T3	63	6	50	22	5			
TFM-D080-B27-Z06-SE12T3	80	6	60	27	6			
TFM-D100-B32-Z07-SE12T3	100	6	60	32	7			
TFM-D125-B40-Z08-SE12T3	125	6	60	40	8			
TFM-D160-B40-Z10-SE12T3	160	6	60	40	10			
TFM-D200-B60-Z12-SE12T3	200	6	60	60	12			



ITEM CODE	Dimension (mm)					Spare Parts		
	D	L	L1	d	Z	INSERT	SCREW	KEY
TFM-D040-B16-Z04-RP10T3	40	5	40	16	4			
TFM-D050-B22-Z05-RP10T3	50	5	50	22	5			
TFM-D063-B22-Z05-RP10T3	63	5	50	22	5			
TFM-D050-B22-Z04-RP1204	50	6	50	22	4			
TFM-D063-B22-Z04-RP1204	63	6	50	22	4			
TFM-D063-B22-Z05-RP1204	63	6	50	22	5			
TFM-D080-B27-Z06-RP1204	80	6	50	22	6			
TFM-D100-B32-Z07-RP1204	100	6	60	32	7			

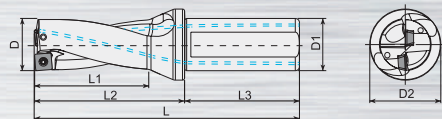


## Indexable U - Drill **2-L/D**

ITEM CODE	Dimension (mm)						Spare Parts						
	D	L	L1	L2	L3	D1	D2	INSERT	SCREW	KEY			
TD-1250-2D-SP05	12.5	94	25	44									
TD-1300-2D-SP05	13.0	95	26	45									
TD-1350-2D-SP05	13.5	96	27	46									
TD-1400-2D-SP05	14.0	97	28	47									
TD-1450-2D-SP05	14.5	98	29	48									
TD-1500-2D-SP05	15.0	99	30	49	50	20	25	SPMG050204	M2x5	T-6			
TD-1550-2D-SP06	15.5	108	31	52									
TD-1600-2D-SP06	16.0	109	32	53									
TD-1650-2D-SP06	16.5	110	33	54									
TD-1700-2D-SP06	17.0	111	34	55									
TD-1750-2D-SP06	17.5	112	35	56									
TD-1800-2D-SP06	18.0	113	36	57									
TD-1850-2D-SP06	18.5	114	37	58	56	25	32				SPMG060204	M2.2x5	T-7
TD-1900-2D-SP06	19.0	115	38	59									
TD-1950-2D-SP06	19.5	116	39	60									
TD-2000-2D-SP06	20.0	117	40	62									
TD-2050-2D-SP06	20.5	118	41	63									
TD-2100-2D-SP06	21.0	119	42	64									
TD-2150-2D-SP06	21.5	120	43	64									
TD-2200-2D-SP07	22.0	121	44	65									
TD-2250-2D-SP07	22.5	130	45	70									
TD-2300-2D-SP07	23.0	131	46	71									
TD-2350-2D-SP07	23.5	132	47	72									
TD-2400-2D-SP07	24.0	133	48	73									
TD-2450-2D-SP07	24.5	134	49	74									
TD-2500-2D-SP07	25.0	135	50	75	56	25	32	SPMG07T308	M2.5x8	T-8			
TD-2550-2D-SP07	25.5	136	51	76									
TD-2600-2D-SP07	26.0	137	52	77									
TD-2650-2D-SP07	26.5	138	53	78									
TD-2700-2D-SP07	27.0	139	54	79									
TD-2750-2D-SP07	27.5	140	55	80									
TD-2800-2D-SP09	28.0	141	56	81									
TD-2850-2D-SP09	28.5	142	57	82									
TD-2900-2D-SP09	29.0	143	58	83									
TD-2950-2D-SP09	29.5	144	59	84									
TD-3000-2D-SP09	30.0	145	60	85	60	32	44				SPMG090408	M3.5x9	T-15
TD-3050-2D-SP09	30.5	146	61	86									
TD-3100-2D-SP09	31.0	147	62	87									
TD-3150-2D-SP09	31.5	148	63	88									
TD-3200-2D-SP09	32.0	149	64	89									
TD-3250-2D-SP09	32.5	150	65	90									
TD-3300-2D-SP09	33.0	151	66	91									
TD-3350-2D-SP11	33.5	152	67	92									
TD-3400-2D-SP11	34.0	153	68	93									
TD-3500-2D-SP11	35.0	155	70	95									
TD-3600-2D-SP11	36.0	157	72	97									
TD-3700-2D-SP11	37.0	159	74	99									
TD-3800-2D-SP11	38.0	161	76	101									
TD-3900-2D-SP11	39.0	162	78	103	60	32	44	SPMG110408	M4x10	T-15			
TD-4000-2D-SP14	40.0	163	80	105									
TD-4100-2D-SP14	41.0	191	82	121									
TD-4200-2D-SP14	42.0	193	84	123									
TD-4300-2D-SP14	43.0	195	86	125									
TD-4400-2D-SP14	44.0	197	88	127									
TD-4500-2D-SP14	45.0	199	90	129	70	40	54				SPMG140512	M5x11	T-20
TD-4600-2D-SP14	46.0	201	92	131									
TD-4700-2D-SP14	47.0	203	94	133									
TD-4800-2D-SP14	48.0	205	96	135									
TD-4900-2D-SP14	49.0	207	98	137									
TD-5000-2D-SP14	50.0	209	100	139									

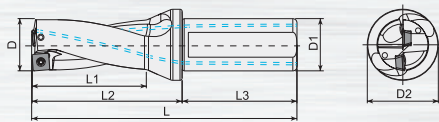


# Indexable U - Drill 3-L/D



ITEM CODE	Dimension (mm)					D1	D2	INSERT	Spare Parts				
	D	L	L1	L2	L3				SCREW	KEY			
TD-1250-3D-SP05	12.5	105	37	55									
TD-1300-3D-SP05	13.0	107	39	57									
TD-1350-3D-SP05	13.5	108	40	58									
TD-1400-3D-SP05	14.0	110	42	60									
TD-1450-3D-SP05	14.5	111	43	61	50	20	25				SPMG050204	M2x5	T-6
TD-1500-3D-SP05	15.0	113	45	63									
TD-1550-3D-SP06	15.5	122	46	66									
TD-1600-3D-SP06	16.0	124	48	68									
TD-1650-3D-SP06	16.5	125	49	69									
TD-1700-3D-SP06	17.0	127	51	71									
TD-1750-3D-SP06	17.5	128	52	72									
TD-1800-3D-SP06	18.0	130	54	74									
TD-1850-3D-SP06	18.5	131	55	75	56	25	32				SPMG060204	M2.2x5	T-7
TD-1900-3D-SP06	19.0	133	57	77									
TD-1950-3D-SP06	19.5	134	58	78									
TD-2000-3D-SP06	20.0	136	60	80									
TD-2050-3D-SP06	20.5	137	61	81									
TD-2100-3D-SP06	21.0	139	63	83									
TD-2150-3D-SP06	21.5	140	64	84									
TD-2200-3D-SP07	22.0	142	66	86									
TD-2250-3D-SP07	22.5	152	67	92									
TD-2300-3D-SP07	23.0	154	69	94									
TD-2350-3D-SP07	23.5	155	70	95									
TD-2400-3D-SP07	24.0	157	72	97									
TD-2450-3D-SP07	24.5	158	73	98									
TD-2500-3D-SP07	25.0	160	75	100									
TD-2550-3D-SP07	25.5	161	76	101									
TD-2600-3D-SP07	26.0	163	78	103	56	25	32				SPMG07T308	M2.5x8	T-8
TD-2650-3D-SP07	26.5	164	79	104									
TD-2700-3D-SP07	27.0	166	81	106									
TD-2750-3D-SP07	27.5	167	82	107									
TD-2800-3D-SP09	28.0	169	84	109									
TD-2850-3D-SP09	28.5	170	85	110									
TD-2900-3D-SP09	29.0	172	87	112									
TD-2950-3D-SP09	29.5	173	88	113									
TD-3000-3D-SP09	30.0	175	90	115									
TD-3050-3D-SP09	30.5	176	91	116									
TD-3100-3D-SP09	31.0	178	93	118									
TD-3150-3D-SP09	31.5	179	94	119									
TD-3200-3D-SP09	32.0	181	96	121	60	32	44				SPMG090408	M3.5x9	T-15
TD-3250-3D-SP09	32.5	182	97	122									
TD-3300-3D-SP09	33.0	184	99	124									
TD-3350-3D-SP11	33.5	185	100	125									
TD-3400-3D-SP11	34.0	187	102	127									
TD-3500-3D-SP11	35.0	190	105	130									
TD-3600-3D-SP11	36.0	193	108	133									
TD-3700-3D-SP11	37.0	196	111	136									
TD-3800-3D-SP11	38.0	199	114	139									
TD-3900-3D-SP11	39.0	202	117	142	60	32	44	SPMG110408	M4x10	T-15			
TD-4000-3D-SP14	40.0	205	120	145									
TD-4100-3D-SP14	41.0	232	123	162									
TD-4200-3D-SP14	42.0	235	126	165									
TD-4300-3D-SP14	43.0	238	129	168									
TD-4400-3D-SP14	44.0	241	132	171									
TD-4500-3D-SP14	45.0	244	135	174	70	40	54				SPMG140512	M5x11	T-20
TD-4600-3D-SP14	46.0	247	138	177									
TD-4700-3D-SP14	47.0	250	141	180									
TD-4800-3D-SP14	48.0	253	144	183									
TD-4900-3D-SP14	49.0	256	147	186									
TD-5000-3D-SP14	50.0	259	150	189									











# Indexable U - Drill 4-L/D



ITEM CODE	Dimension (mm)							Spare Parts					
	D	L	L1	L2	L3	D1	D2	INSERT	SCREW	KEY			
TD-1250-4D-SP05	12.5	118	50	68									
TD-1300-4D-SP05	13.0	120	52	70									
TD-1350-4D-SP05	13.5	122	54	72									
TD-1400-4D-SP05	14.0	124	56	74									
TD-1450-4D-SP05	14.5	126	58	76									
TD-1500-4D-SP05	15.0	128	60	78	50	20	25	SPMG050204	M2x5	T-6			
TD-1550-4D-SP06	15.5	138	62	82									
TD-1600-4D-SP06	16.0	140	64	84									
TD-1650-4D-SP06	16.5	142	66	86									
TD-1700-4D-SP06	17.0	144	68	88									
TD-1750-4D-SP06	17.5	146	70	90									
TD-1800-4D-SP06	18.0	148	72	92									
TD-1850-4D-SP06	18.5	150	74	94	56	25	32				SPMG060204	M2.2x5	T-7
TD-1900-4D-SP06	19.0	152	76	96									
TD-1950-4D-SP06	19.5	154	78	98									
TD-2000-4D-SP06	20.0	156	80	100									
TD-2050-4D-SP06	20.5	158	82	102									
TD-2100-4D-SP06	21.0	160	84	104									
TD-2150-4D-SP06	21.5	162	86	106									
TD-2200-4D-SP07	22.0	164	88	108									
TD-2250-4D-SP07	22.5	175	90	115									
TD-2300-4D-SP07	23.0	177	92	117									
TD-2350-4D-SP07	23.5	179	94	119									
TD-2400-4D-SP07	24.0	181	96	121	56	25	32	SPMG07T308	M2.5x8	T-8			
TD-2450-4D-SP07	24.5	183	98	123									
TD-2500-4D-SP07	25.0	185	100	125									
TD-2550-4D-SP07	25.5	187	102	127									
TD-2600-4D-SP07	26.0	189	104	129									
TD-2650-4D-SP07	26.5	191	406	131									
TD-2700-4D-SP07	27.0	193	408	133									
TD-2750-4D-SP07	27.5	195	110	135									
TD-2800-4D-SP09	28.0	197	112	137									
TD-2850-4D-SP09	28.5	199	114	139									
TD-2900-4D-SP09	29.0	201	116	141									
TD-2950-4D-SP09	29.5	203	118	143									
TD-3000-4D-SP09	30.0	205	120	145	60	32	44				SPMG090408	M3.5x9	T-15
TD-3050-4D-SP09	30.5	207	122	147									
TD-3100-4D-SP09	31.0	209	124	149									
TD-3150-4D-SP09	31.5	211	126	151									
TD-3200-4D-SP09	32.0	213	128	153									
TD-3250-4D-SP09	32.5	215	130	155									
TD-3300-4D-SP09	33.0	217	132	157									
TD-3350-4D-SP11	33.5	219	134	159									
TD-3400-4D-SP11	34.0	221	136	161									
TD-3500-4D-SP11	35.0	225	140	165									
TD-3600-4D-SP11	36.0	229	144	169									
TD-3700-4D-SP11	37.0	233	148	173									
TD-3800-4D-SP11	38.0	237	152	177	60	32	44	SPMG110408	M4x10	T-15			
TD-3900-4D-SP11	39.0	241	156	181									
TD-4000-4D-SP14	40.0	245	160	185									
TD-4100-4D-SP14	41.0	273	164	203									
TD-4200-4D-SP14	42.0	277	168	207									
TD-4300-4D-SP14	43.0	281	172	211									
TD-4400-4D-SP14	44.0	285	176	215									
TD-4500-4D-SP14	45.0	289	180	219	70	40	54				SPMG140512	M5x11	T-20
TD-4600-4D-SP14	46.0	293	184	223									
TD-4700-4D-SP14	47.0	297	188	227									
TD-4800-4D-SP14	48.0	301	192	231									
TD-4900-4D-SP14	49.0	305	196	235									
TD-5000-4D-SP14	50.0	309	200	239									





ITEM CODE	L	W	R	Grade	Insert	
APMT1135-EDR-M	11.45	3.52	0.80	TC6125		
APMT1604-EDR-M	15.30	4.76	0.80	TC6125		


ITEM CODE	D	S	d	Grade	Insert	
RPMT-10T3-EDR-M	10.00	3.97	4.40	TC6125		
RPMT-1204-EDR-M	12.00	4.76	4.40	TC6125		



ITEM CODE	L	S	d	Grade	Insert	
SEET12T3-EDR-G	13.4	13.4	3.97	TC6125		

ITEM CODE	L	S	R	Grade	Insert	
SPMG-050204-G	5.00	2.38	0.40	TC6125		
SPMG-060204-G	6.00	2.38	0.40	TC6125		
SPMG-07T308-G	7.94	3.97	0.80	TC6125		
SPMG-090408-G	9.80	4.30	0.80	TC6125		
SPMG-110408-G	11.50	4.80	0.80	TC6125		
SPMG-140512-G	14.30	5.20	1.20	TC6125		

ITEM CODE	L	S	R	Grade	Insert	
XEMT-11T308-ER	11.00	3.97	0.80	TC7125		

ITEM CODE	L	S	R	Grade	Insert	
XEMT-170408-ER	16.3	4.76	0.80	TC7125		

ITEM CODE	L	S	R	Grade	Insert	
ALMP-0603-M	9.00	3.18	1.20	TC7125		

Grade and expression		Coating composition		Material feature and recommended application		ISO	Wear Resistance ↔ Toughness							
Grade	Coating way and Colour	Pictures	Component and Thickness	Material Feature	Application Recommended		01	10	20	30	40			
								05	15	25	35	45		
TC6125	PVD (Black)		AlTiAlN   (Mid-thickness)	The best combination of substrate with wear resistance and toughness	Recommended for high speed finishing and semi-finishing and milling of steel and cast iron it also suitable for semi-finishing milling of hard steel and high temperature alloy.	P			↔					
						M								
						K		↔						
						N								
						S								
						H								
TC7125	PVD (Bronze)		TiSiN   (Mid-thickness)	The best combination of substrate with wear resistance and toughness and composed with Si Coating	Recommended for high speed finishing and semi-finishing milling of steel and stainless steel.	P			↔					
						M			↔					
						K								
						N								
						S								
						H								

Mfg by:

## TruTec Tools & Services

25A/1/C, North Phase, Sidco Industrial Estate  
Ambattur, Chennai-600 098 (India)

☎ +91-44-26350521

✉ tructectools@gmail.com

🌐 www.trucut-tool.com

